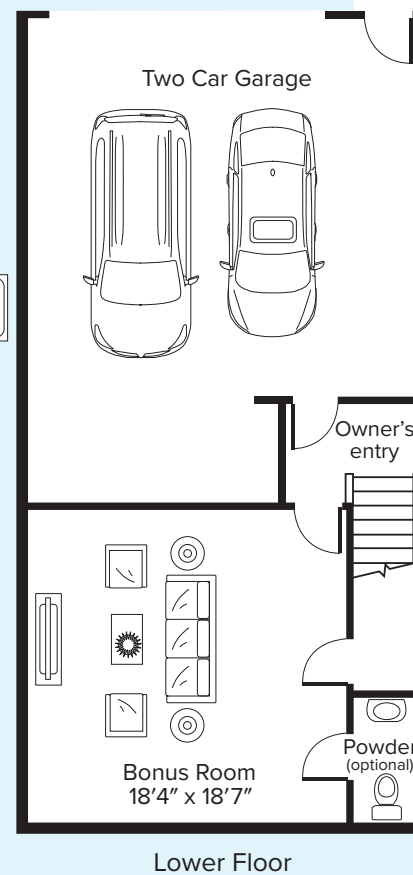
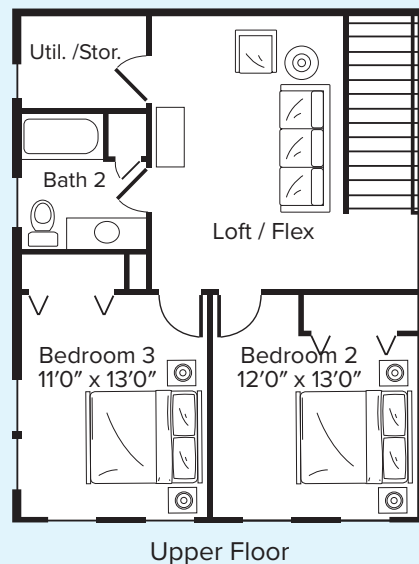



Woodall

Main Floor	1,152 sq. ft.
Upper Floor	720 sq. ft.
Lower Floor	515 sq. ft.
Air Conditioned Living Area	2,387 sq. ft.

Porches	240 sq. ft.
Garage	636 sq. ft.



©2019 JMC Patrick Square LLC, JMC Homes of South Carolina LLC. This does not constitute an offer to sell where prohibited by law. All improvements depicted are proposed. Developer reserves the right to alter development plans, design, specifications and timing of development and to otherwise change or eliminate project components. Oral representations cannot be relied upon as correctly stating representations of the developer. For correct representations, reference should be made to the documents furnished by the developer to a buyer that are included in a sales agreement. Prices and features subject to change without notice. These drawings are conceptual only and are for the convenience of reference. They should not be relied upon as representations, express or implied, of the final detail. The developer expressly reserves the right to make modifications, revisions and changes, which it deems desirable in its sole and absolute discretion. Dimensions are approximate width and length.



Patrick Square

160 Thomas Green Blvd. • Clemson, SC 29631
864-654-1500 • PatrickSquare.com

